



Using Scorebird Admin App To Report Final Scores



Scorebird Makes It Easy

- **Scorebird NeST will automatically report final scores**
- **Scorebird Admin App allows manual reporting for all team sports**
- **Final score reporting in less than 2 min, right on your phone**
- **Full integration with Rank One shows all scheduled games**
- **Notifications provide reminders for any missing scores**
- **Official score reporting app for TAPPS**

Simplify Your Life By Using Scorebird To Report All of Your Final Scores

Live Scoring Benefits

- Use Scorebird's NeST (Network Scoring Transmitters) to provide live scores on your website, broadcast, and TAPPS platforms
- All final scores automatically reported at the end of each game
- Dramatically enhances live streaming with custom score overlay
- Provides digital field sign for school sponsorship – school keeps 100% of revenue



Scorebird Helps Schools:

- **Generate Revenue**
- **Drive Fan Engagement**
- **Raise Athlete Visibility**
- **Report Scores Easily**

Instructions For Admin App

- **Download Scorebird Management App By Scanning Following Code**



- **Use school email address to ensure verification during sign up**
- **Turn on notifications (step 8) for final score reminders/notices**
- **Add your coaches / administrators to allow them to report scores**

Trouble Logging In?

Email support@scorebird.com or call 844.468.2473

Create SB Admin Account

Sign Up Using Scorebird Admin App

1. Select Get Started

2. Enter Email

3. Select Next

4. Select Submit Scores

5. Select User Type

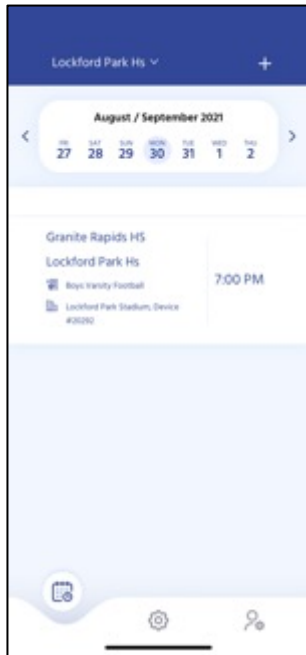
6. Enter Info

7. Select State & School

8. Click Yes for Notifications

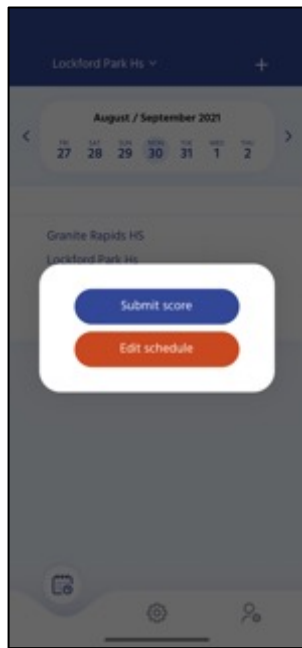
9. Welcome!

Report Final Scores Manually

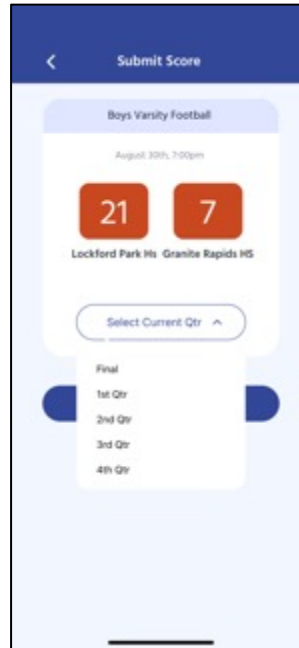


1. Select Schedule to Report

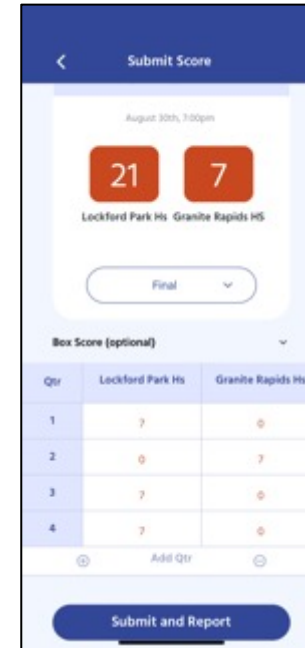
Schedules are Bottom Left Tab



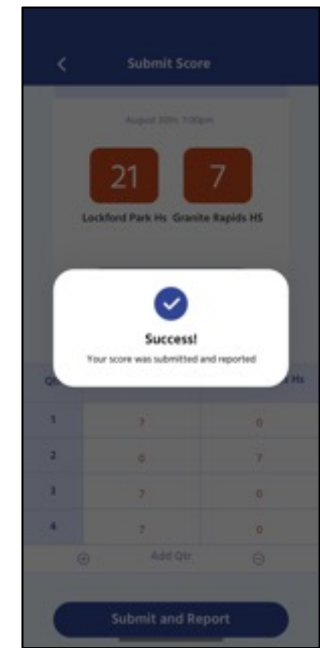
2. Click Submit Scores



3. Enter Scores Then Select Final From Drop Down Menu



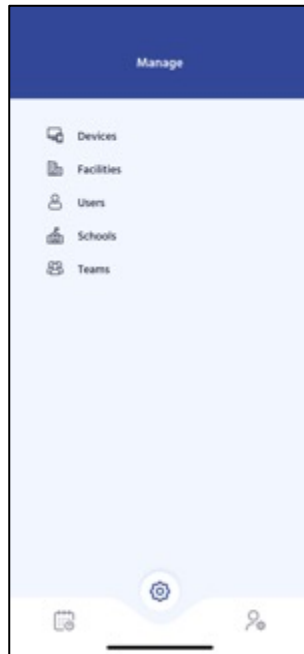
4. Enter Box Scores If Desired



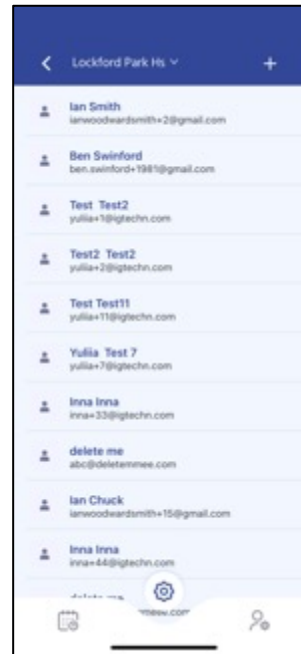
5. Click Submit to Report

App indicate score was successfully resported!

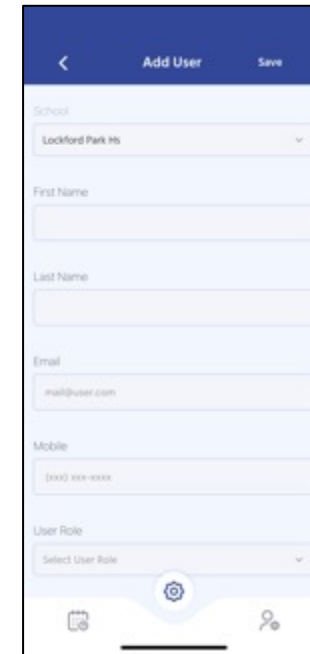
Add Additional Users



1. Select Settings
Bottom Middle Tab



2. Click + In Upper Right Corner to Add New User



3. Complete Information and Click Save

Frequently Asked Questions

Q: How do I change my schedules?

A: You will change your schedules in Rank One. They will automatically get pulled into Scorebird.

Q: My schedules aren't showing up, what do I do?

A: Make sure that your schedules are marked as public. If they still don't show up, contact Scorebird at support@scorebird.com or call us at 844-GOT-BIRD (844-468-2473)

Q: I have a Scorebird NeST (Network Scoring Transmitter), do I need to do anything to report my final scores?

A: Just make sure that your schedules are in and that the NeST is turned on and online prior to each game. Final scores will automatically be reported. Make sure that you allow notifications within the Scorebird Admin App and we will tell you when your final scores are reported.